







Year 1 THINK, LEARN, CREATE @



Edendale
Primary School
THINKING LEARNING CREATING

Welcome to week 7 of Think, Learn, Create @ home. Here are some activities for you to work on and we look forward to seeing you on Seesaw and Zoom. Year 1 plans and other learning @ home information will be updated regularly on the school website.

	<h2>Offline Activities</h2> 	<h2>Online Activities</h2> 
<p>Get moving</p> 	<p>Get ready for the day! Have a wake-up stretch, make your bed, help to prepare a healthy breakfast, and get dressed. Check in on your family and plan your day together. Remember to schedule in brain breaks, fitness, games, play, snack and meal times.</p>	<p>Yoga Morning Fitness</p>
<p>Literacy</p> 	<p>WRITING</p> <ul style="list-style-type: none"> • Description of their mum or dad, teddy or toy. • What am I? Describe an object, person or toy and someone to guess what it is. • How does it work? Find an object you use and write about how it works EG: a stapler, a spray bottle. • After reading Looking after yourself powerpoint, Write a list of ways you can keep yourself healthy (eg. washing hands after playtime, eat lots of fruit and veg) • Write a list of ways you can keep yourself healthy • Write a letter to your teacher about the most memorable things you have done at home, and what you look forward to when you return. • Write a letter to your teacher about the most memorable things you have done at home, and what you look forward to when you return. • Writing prompts for students to choose from if needed (see the link to the right). • Autumn writing prompts • Harvest party invitation writing template - After listening to 'Harvest party', write a harvest party invitation to your friends • <p>HANDWRITING</p> <ul style="list-style-type: none"> • Ask your child to write the letters of the alphabet (a-z lower case only). • Work only on the correct formation of letters the student forms incorrectly. 	<p>Wk 7 Writing Prompts</p> <p>Autumn activities for kids</p> <p>Harvest party by Jennifer O'Connell- Read aloud</p> <p>Handwriting videos</p>

	<ul style="list-style-type: none"> • Write the numbers 10-20 and work on the correct formation of numbers the student forms incorrectly. • Print WK 7 handwriting worksheets here 	
	<p>PHONICS</p> <ul style="list-style-type: none"> • Go through the alphabet sounds ie a is for apple 'a' 'a' 'a' 'apple' • Try some blends ie 'bl is for blue', 'bl' 'bl' 'bl' 'blue' <p>READING</p> <ul style="list-style-type: none"> • Review your favourite book you have read at home use template • Use the comprehension spinner to spin and try an activity after reading the book or print it out and close your eyes to point to a question. Or simply use these questions after you have read any book. • Questions: Who was your favourite character? Why? • Explain your favourite part of the story? • Describe the setting • Would you read this story again? Why/Why Not? • Continue to read books on Sunshine 	<p>Online literacy/phonics games Jolly Phonics</p> <p>Phonics Games for School and Home ReadwithPhonics.com</p> <p>Sunshine Online Student login on bookmark</p> <p>Sunshine Classic</p> <p>Sign language to support</p>
<p>Maths</p> 	<p>MATHS</p> <ul style="list-style-type: none"> • Find some items in the pantry, put them in order of heaviest to lightest or lightest to heaviest. • throw two dice, add the numbers together. • practice counting things you cannot touch. e.g lights, windows etc. • number scavenger hunt. ask your child to find a number of items around the house. e.g. three shoes, 10 lego pieces, 5 books. • Me maths. get your child to identify the numbers of: their age, how many in your family, shoe size, house number, etc. • Subtraction with 5. Have 5 items (e.g 5 stones). Say "I will take 3 away". Your child tries to guess how many there will be left. Do the same with 10 • Go for a walk and read the number plates of parked cars. • Get a book and look at the page number. Hide the page number that comes after... "what page number will be next" • Do the same with the previous page • Autumn nature maths 	<p>Matific</p> <p>Math playground</p>
<p>Play</p>	<ul style="list-style-type: none"> • This week we will be playing fun things all Autumn and nature. • Click in this link to have a look at some very fun activities you can try out this at home cafe 	<p>ART online Music Online Science Online</p>



Download the app #1miriona to complete your own pepeha

Android <https://play.google.com/store/apps/details?id=com.kiwamedia.android.gbook.TMP0001>

Apple
<https://apps.apple.com/ie/app/1miriona/id1435115174>

[Autumn activities for kids](#)
[PE WORKOUTS](#)
[Whakarongo Tamariki ma](#)

Home Learning packs sent to families

Home learning packs



Sign Language for fun (OPTIONAL)

Sign language alphabet (upper case) and simple phrases.

[Sign language slides](#)