








Year 1 THINK, LEARN, CREATE @



Welcome to THINK, LEARN, CREATE @ home **Cycle 8**. Here are some activities for you to work on and we look forward to seeing you on Seesaw and Zoom. Year 1 plans and other learning @ home information will be updated regularly on the school website.

	<h2>Offline Activities</h2> 	<h2>Online Activities</h2> 
<p>Get moving</p> 	<p>Get ready for the day! Have a wake-up stretch, make your bed, help to prepare a healthy breakfast, and get dressed. Check in on your family and plan your day together. Remember to schedule in brain breaks, fitness, games, play, snack and meal times. Continue practicing mindfulness - Rainbow Breath.</p>	<p>Yoga Rainbow Breath Hikitia te hā/ breathing and exercise</p>
<p>Literacy</p> 	<p>WRITING (to support children parents could write what they say.) Don't forget to share your work on Seesaw.</p> <ul style="list-style-type: none"> • Write about what you will do on your summer holiday • Design a menu for Christmas dinner. • Write a letter to Santa. Can you tell what you are grateful for? • Write a SANTA acrostic poem. Start each sentence with the letter of santa. See link for hep • What would you do if you were an elf? Write the story • Writing prompts for students to choose from if needed (see the link to the right). • Students can upload photos of work completed i.e. story writing <p>HANDWRITING</p> <ul style="list-style-type: none"> • Ask your child to write the letters of the alphabet (a-z lower case only). • Work only on the correct formation of letters the student forms incorrectly. • Write the numbers 1-9 and work on the correct formation of numbers the student forms incorrectly. <p>PHONICS</p> <ul style="list-style-type: none"> • Go through the alphabet sounds i.e. a is for apple 'a' 'a' 'a' 'apple' 	<p>Holiday writing SANTA poem If I was an elf</p> <p>Writing the letter a Writing letter g</p> <p>Writing numbers rhyme</p> <p>Online literacy/phonics videos Jolly phonics</p>

	<ul style="list-style-type: none"> • Try some blends i.e. ‘cr” crab, crayon, cricket • Here are some blends to work on ‘tr’ ‘pl’ ‘sl’ ‘cr’ • What’s in the bag? Have a bag of objects to match the words you wish to practise reading. Show a word, ask a child to sound it out, read it, then find the matching object in the bag. <p>READING</p> <ul style="list-style-type: none"> • Emergent Levels 1 and 2: parents to write a sentence out each day and the child can read it and illustrate it i.e. “This is my chair” using the high-frequency words the child needs to learn. Read a new story daily using Sunshine Online. • Levels 3 onwards: use Sunshine Online each day. Parents ask questions about the story and encourage your child to retell it in their own words. 	<p>Sign language to support</p> <p>Go on Sunshine Classics and read the books your teacher has assigned to you</p> <p>Sunshine online</p>
<p>Maths</p> 	<p>MATHS</p> <ul style="list-style-type: none"> • Can you count the baubles on your tree? • Can you sort the decorations by colour • Can you group/order the bauble on the tree by size? Smallest to biggest • Can you find gifts that are cube, sphere, cylinder, cuboid, pyramid? <p>Problem solving</p> <ul style="list-style-type: none"> • You need to be 2 metres away from your friends. There are 5 children altogether. How long will the line of children be (counting in two’s might help you) • You saw a nest with 6 eggs. Baby tuis came out. They need two worms each for breakfast. How many worms do mum and dad need to find for their 6 babies. • Mum is hanging the washing. She needs 2 pegs for each piece of clothing, how many pegs will she use to hang 5, 6, 7, 8 pieces of clothing? • Make up your own problem to solve 	<p>Christmas maths activity book</p> <p>Christmas maths 2</p> <p>Cut on order to size</p> <p>Matific</p> <p>Mathplayground</p>
<p>Play</p> 	<p>Teachers will talk to students about play</p> <ul style="list-style-type: none"> • Focus on oral language around the play. • Follow the child’s interest ie if dressing up, then the rich language of theatre, drama, fancy dress etc. <p>For some simple learning through play ideas click here</p> <p>Te Reo: waiata (listen to and join when confident).</p>	<p>ART online</p> <p>Music Online</p> <p>Science Online</p> <p>PE WORKOUTS</p> <p>Whakarongo Tamariki ma</p> <p>Home learning TV</p>
<p>Sign Language for fun (OPTIONAL)</p>	<p>Sign language alphabet (upper case) and simple phrases.</p>	<p>Sign language slides</p>

