




# CWSN & ESOL THINK, LEARN, CREATE @



|  | <h2>Offline Activities</h2>    | <h2>Online Activities</h2>   |
|--|--|---|
| <b>GENERAL INFORMATION</b>   | <ul style="list-style-type: none"> <li>Try any of the work on this page. You can do the work on your class page as well.</li> <li><a href="#">Govt help &amp; advice in different languages</a></li> </ul> <p><b>NEW</b> Use <a href="#">Google translate</a> to change english text into your preferred language <b>NEW</b> <a href="#">Online Cambridge Dictionary Link</a></p>  |   |
| <b>Motor skills</b><br><b>Sensory skills</b>                                     | <p><b>NEW</b> Parents can work through these <a href="#">gross motor skills activities</a> with their children. Fun for the family to try together</p> <p><b>NEW</b> <a href="#">Sensory information</a> for parent and students to work through together</p>  | <p><b>NEW</b> Memory game <a href="#">Barnyard Match</a></p> <p><b>NEW</b> Seeing others' point of view <a href="#">Tale of Two Beasts</a></p>  |
| <b>MATHS</b>   | <ul style="list-style-type: none"> <li>Family maths i.e setting the table, baking - measuring ingredients and measuring things around the house.</li> <li>Using mathematical language eg: before, after, one cup, half a pie etc.</li> </ul>   | <p><a href="#">NZMaths online activities</a></p> <p><b>NEW</b> <a href="#">Numbers 1 to 10</a> <b>NEW</b> <a href="#">Adding numbers</a></p> <p><b>NEW</b> <a href="#">Adding bigger numbers</a> <b>NEW</b> <a href="#">Multiply and divide</a></p> <p><b>NEW</b> <a href="#">Learning our SHAPES</a></p>   |
| <b>READING RECOVERY</b>  | <ul style="list-style-type: none"> <li>Spelling of high-frequency words and hearing and recording sounds in words: Write a short story, 1-2 sentences long, each day.</li> </ul> <p><b>When your child reads to you:</b> If they come to a word they are unable to read, ask them to</p> <ul style="list-style-type: none"> <li>look at the picture for clues</li> <li>attempt to use the first sound of the word</li> <li>say what would make sense in that part of the story</li> <li>read again from the beginning of the sentence</li> <li>encourage your child to look for familiar parts of words e.g. a blend at the beginning such as <i>bl</i> or <i>st</i></li> </ul> <p><b>Shared Reading:</b> Read stories from books you have at home together.</p> <p><b>Writing:</b> Write a story (one or two sentences long), take a photo of it, record yourself reading it, and upload it to Seesaw. Write your story, cut it up into pieces, and reassemble. Take a photo of it, record yourself reading it if you wish, and upload to Seesaw.</p> | <p><a href="#">Children reading stories they have written</a></p> <p>Listen to these stories and read along at the same time</p> <ul style="list-style-type: none"> <li><b>NEW</b> Level 1: <a href="#">The Waterslide</a></li> <li><b>NEW</b> Level 1: <a href="#">Talking to Nanny</a></li> <li><b>NEW</b> Level 1: <a href="#">I Want to Fly</a></li> <li><b>NEW</b> Level 1: <a href="#">Honey Maker</a></li> <li><b>NEW</b> Level 2: <a href="#">Tom's Tryathlon</a></li> <li><b>NEW</b> Level 2: <a href="#">The Impossible Bridge</a></li> </ul> <p><a href="#">Storytime on RNZ (Radio New Zealand)</a></p> <p><a href="#">Storyline online</a></p> <p><b>NEW</b> <a href="#">Read along short stories</a> <b>NEW</b> <a href="#">Camouflage</a></p> <p><b>NEW</b> <a href="#">What Does The Tide Bring In?</a> <b>NEW</b> <a href="#">Monster's Lunch</a></p> <p><a href="#">Seesaw</a></p> <p><a href="#">Writing Topics Link</a></p> |

|                         |  |  |
|-------------------------|--|--|
| <p>LITERACY SUPPORT</p> | <ul style="list-style-type: none"> <li>• Listening to stories helps children develop the rhythm of words and sentences.</li> <li>• Listen and read along videos - will support English Language Learners to develop knowledge and skills.</li> <li>• Listening to <b>non-fiction texts</b> helps with understanding key features such as diagrams, index, glossary, contents page.</li> <li>• Listening to <b>fiction</b> texts can help with understanding key features such as problem, solution, characters, setting..</li> <li>• <b>Nursery rhymes</b> support the development of timing, rhythm and beat of English.</li> </ul> <p><b>Oral language</b></p> <ul style="list-style-type: none"> <li>• To practise speaking aloud, record yourself talking about a favourite activity, toy, person, plant, game and upload to Seesaw. Below are some activity ideas; <ul style="list-style-type: none"> <li>• Activities on the Home Learning TV channel, Freeview 502</li> <li>• Science experiments</li> <li>• Cooking, drawing, dressups, sport</li> <li>• Find things around the house that begin with the letters of the alphabet</li> <li>• Record yourself reading</li> <li>• Games outside, for example, hopscotch, lava, obstacle courses</li> </ul> </li> </ul> | <p><a href="#">International Children's Digital Library</a><br/><a href="#">Listen and read along videos</a></p> <p><a href="#">Reading. vocab, grammar, listening &amp; reading</a></p> <p><a href="#">Stories for emergent readers</a></p> <p><a href="#">Hearbuild: Auditory memory demos</a></p> <p><a href="#">Sing along to these nursery rhymes</a></p> <ul style="list-style-type: none"> <li>• <a href="#">Home Learning TV</a></li> <li>• <a href="#">Suzy Cato: What makes popcorn pop?</a></li> <li>• <b>NEW</b> <a href="#">Garden projects for kids</a></li> <li>• <a href="#">Suzy Cato: What makes things fizz?</a></li> <li>• <a href="#">Origami</a></li> <li>• <a href="#">Art with Kus</a></li> </ul>  |
| <p>STEPSWEB</p>         | <p>Stepsweb: Free licences during the COVID-19 lockdown.<br/>Email Lynne Carlin or your child's classroom teacher <a href="mailto:lynne@edendale.school.nz">lynne@edendale.school.nz</a></p>   | <p>Learning Staircase workbooks for students. <a href="#">Learning Staircase Stepsweb</a> <a href="#">Stepsweb Parent Information Video</a></p>  |
| <p>ESOL</p>             | <p><b>NEW</b> Play a word game to practise actions and vocabulary: <a href="#">Here is an example</a>. Make up your own actions game.</p> <p><b>NEW</b> Play a word game to learn and practise clothes vocabulary: <a href="#">Here is an example</a>.</p> <p><b>13/5 NEW</b> Practise writing different types of texts including designing your own birthday card <a href="#">Here is an example</a></p> <p><b>13/5 NEW</b> Learn alphabet letters and sounds in a fun way. <a href="#">Here is an example</a></p> <p><b>Unite for literacy</b> has books in over 45 languages. Click 'English' and you can change the written language/ and or the audio language.</p> <p><b>Children's Books online</b> has a large section of books in multiple languages.</p> <p><b>Global Storybooks</b> has books in multiple languages including many African countries.</p> <p><b>Storyline Online videos</b> actors reading children's books with lovely illustrations.</p> <p><b>World Stories</b> has stories in multiple languages.</p> <p><b>Language Experience Approach</b> to support language development, literacy and Maths skills.</p>  | <p><b>NEW</b> <a href="#">Duolingo</a> Click on the link, click on the 'I speak English' button and change to your first language, then select English as the language you want to learn. Create your own free login.</p> <p><b>NEW</b> <a href="#">Learning English for Kids</a></p> <p><b>New</b> <a href="#">Starfall Early Learning Link</a></p> <p><a href="#">Unite for Literacy: talking books</a> <b>NEW</b> <a href="#">Animals That Swim</a>. Listen to this story and read along<br/><a href="#">Children's Books with audio:</a></p> <p><a href="#">Global Storybooks: multiple languages</a></p> <p><a href="#">Storyline online - listen to stories</a></p> <p><a href="#">World stories in different languages</a></p> <p><a href="#">Language experience ideas on Pinterest</a> Sign up for a FREE account</p> |

|             |   |  |
|-------------|---|--|
|             | <p><b>Quizizz</b> - free quizzes on a range of topics. For building vocabulary around areas of interest.</p> <p><b>Audible Stories</b> - Stories from different cultures for primary children to listen to.</p>   | <p><a href="#">Quizizz link</a> (Free account)</p> <p>NEW <a href="#">Audible Stories Link</a></p> <p>NEW <a href="#">The Lorax</a></p> <p>NEW Read along book <a href="#">I Just Forgot</a></p> <p>NEW <a href="#">Goldilocks and the Three Bears</a></p> |
| FOR PARENTS | <p><b>Key messages</b> (Notes compiled by Gaylene Price Canterbury University)</p> <ul style="list-style-type: none"><li>• You are your child's first and best teacher and every moment, for a child, is a learning moment.</li><li>• Your wonderful language and experiences are gifts you can share so speak to your children in your own home language.</li><li>• Talk in full sentences and use a variety of vocabulary</li><li>• Make learning fun!</li><li>• Encourage your child to write (lists/notes) and to draw to show what they know.</li><li>• Discuss any vocabulary or words that are important, giving full and rich meanings in your language. If necessary, look up the meanings of words together in a bilingual dictionary or on the internet.</li></ul> <p><a href="#">International children's digital library</a></p> |  |